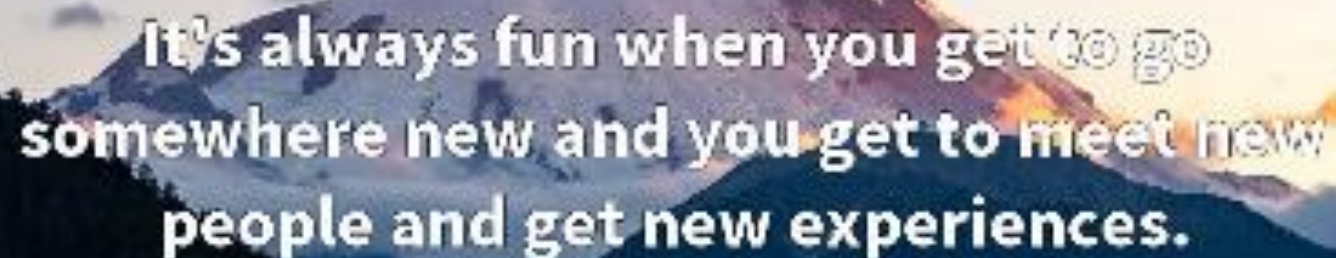


"A mind that is stretched
by new experiences
can never go back to
its old dimensions."



It's always fun when you get to go
somewhere new and you get to meet new
people and get new experiences.

J. B. Bickerstaff

Calshot 2024

PARENTS' MEETING

“ Experience
is the
teacher
of all
things. ”

Julius Caesar

Why

“ Experience
is the
teacher
of all
things.”
Julius Caesar






Use and apply our Learning Values and Powers

- ▶ Positivity
- ▶ Respect
- ▶ Inspiration
- ▶ Determination
- ▶ Excellence


Why

“ Experience
is the
teacher
of all
things. ”

Julius Caesar

Learning Power	Learning Behaviour
<u>To be curious</u> 	<ul style="list-style-type: none"> • Asks questions • Notices things • Looks for patterns and connections • Thinks of possible reasons • Researches • Ponders – what if...? • Is creative
<u>To concentrate</u> 	<ul style="list-style-type: none"> • Manages distractions • Gets lost in their learning • Breaks things down into smaller steps • Focuses on one thing at a time • Looks for patterns and connections • Plans and thinks things through • Jots things down to help them think
<u>To be resilient</u> 	<ul style="list-style-type: none"> • Uses a growth <u>mindset</u> • Does not worry if it goes wrong • Learns from their mistakes • Is excited to try new things
<u>To co-operate</u> 	<ul style="list-style-type: none"> • Listens to others • Explains things to help others • Is kind when you disagree • Is tolerant • Works together
<u>To self-improve</u> 	<ul style="list-style-type: none"> • Keeps reviewing their learning • Improves one thing first • Tries to be better than last time • Takes small steps • Does not compare themselves to anybody else

What



What



- ▶ **Divided into working groups of up to 12 children**
- ▶ **Class teachers along with other adults in school accompany the children**
- ▶ **Land based and water based**
- ▶ **2 in the morning and 2 in the afternoon**
- ▶ **Evening activities**

What



- ▶ **Skiing**
- ▶ **Kayaking**
- ▶ **Climbing**
- ▶ **Epic engineering**
- ▶ **Hanger orienteering**
- ▶ **Ringo**
- ▶ **Team swing**
- ▶ **Egg drop**
- ▶ **Games night**
- ▶ **Crate stacking**

Example Timetable

Day 1

Climbing

Epic engineering

Skiing

Kayaking

Crate Stack

Evening Activities: Egg drop and team games

Day 2

Climbing

Epic engineering

Team swing

Kayaking

Crate Stack

Evening Activities: Orienteering and Ringo

Day 3

Climbing

Skiing

Team swing

Kayaking

Crate Stack

Mealtimes



- ▶ **Food at Calshot comes highly recommended. From full English breakfast to healthy dinners, the food is often one of the clearest memories that pupils have!**
- ▶ **The choice is wide and varied for fussy eaters!**
- ▶ **The staff at Calshot are very accommodating of a variety of dietary needs.**

Accommodation



- ▶ **Accommodation is comfortable and practical**
- ▶ **Most student rooms feature bunk beds and sleep 3-4 students**
- ▶ **Each building has its own layout and configuration of rooms, toilets/showers, communal space and drying rooms (where present).**
- ▶ **Staff are working on the groupings for rooms and children will be told these on arrival at Calshot**

Accommodation



- ▶ **Children will need to bring:**
- ▶ **a bottom sheet**
- ▶ **a sleeping bag or duvet (in a case)**
- ▶ **a pillow**
- ▶ **Towel for showering**

Who

- ▶ Staff attending:
 - ▶ Miss Shute
 - ▶ Miss Gill
 - ▶ Mr Restall
 - ▶ Mrs Swift
 - ▶ Mrs Berryman
 - ▶ Mr Taylor
 - ▶ Mrs North
 - ▶ Miss Howard
- ▶ In addition, each group is allocated a member of Calshot staff who will be leading their activities during the day.

How

Drop Off

- ▶ Pupils should arrive in activity clothes at normal time **(8.40)**
- ▶ Luggage left outside reception on grass bank (weather permitting) or the hall if raining. **Children MUST be able to carry all their luggage.**
- ▶ All medication and other information given to staff member positioned at the tables in reception
- ▶ Goodbyes said in hall, then children to go to class.
- ▶ Children will need to bring a packed lunch in a disposable bag for the first day.

Medical/Other Arrangements



- ▶ **We will take: full first aid kits as we would a usual school trip. Calshot provide full first kits on all activities also.**
- ▶ **You need to provide: Any medication for specific requirements. Forms for this were given in your packs to be handed in on the day we leave.**

How

Pick Up

- ▶ **Leave Calshot after lunch to be back by end of school day**
- ▶ **Luggage will be outside on the grass bank outside reception for parents to collect**
- ▶ **Medications to be picked up from the member of staff in reception**
- ▶ **Children collected at end of normal school day from the hall.**
- ▶ **Children will not be allowed to leave unaccompanied – class teacher will need to hand them over to their adult.**

Prior to departure

- ▶ **Kit List**
- ▶ **DJS Medication form** (accompany any medicine brought on the day)
- ▶ **Calshot Medical Questionnaire**
- ▶ **Code of Conduct**

Helpful Tips

Tip 1



- ▶ **Your child needs to know what is in their bag. It is a good idea to have them help you pack.**

Tip 2

- **Some consideration given for suitcase volume to child size ratio please**



Tip 3



- ▶ It is very helpful if they know how to put a sheet on a bed
- ▶ They have to fit their own (a test of resilience!)

Tip 4



- ▶ **Empty wet/dirty clothing washing bags**
- ▶ **Keeps everything else in their bags dry and clean**

Tip 5



- ▶ **For those with long hair, please pack extra hair bobbles/scrunchies**

Tip 6



► **A small teddy is a very good idea**

Tip 7



- **Bring a small book/puzzle/card game for quiet times**



Tip 8



► **No phones or mobile devices please**

Tip 9



► **Cameras can be taken at owners own risk**

Any questions?

- ▶ **Drop in session on the Friday prior to the trip**
- ▶ **Class teachers are available at the end of the school day**
- ▶ **Trip leader available for any further questions**